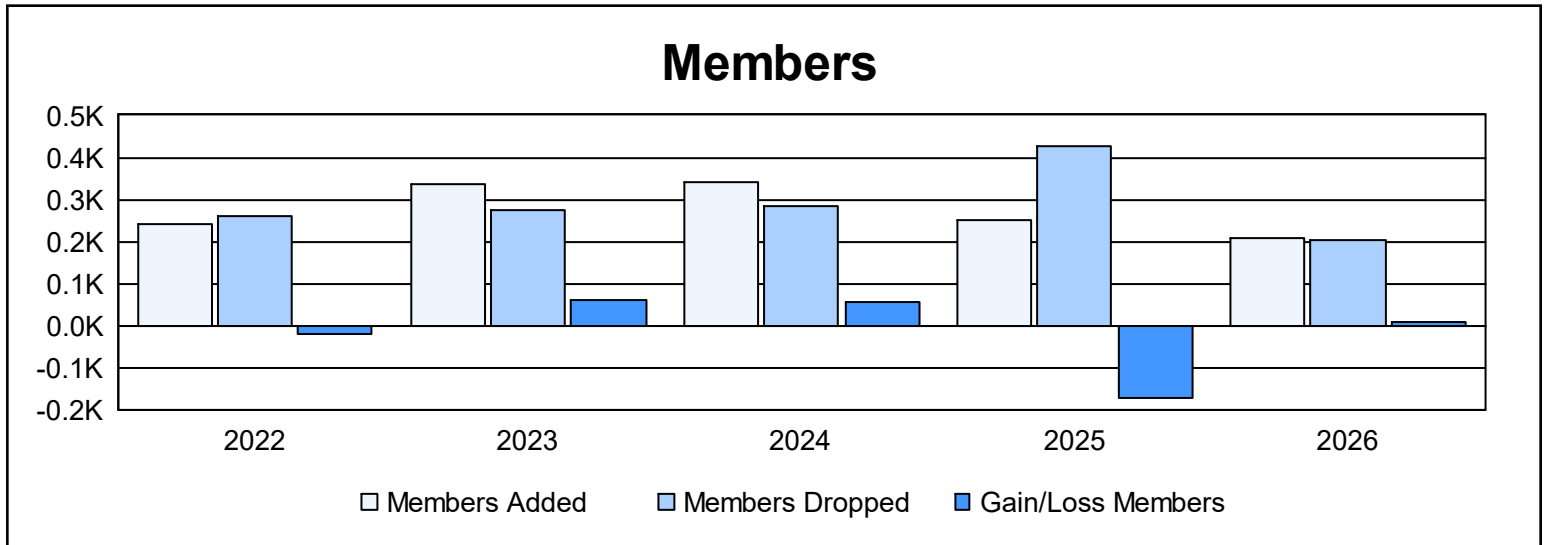
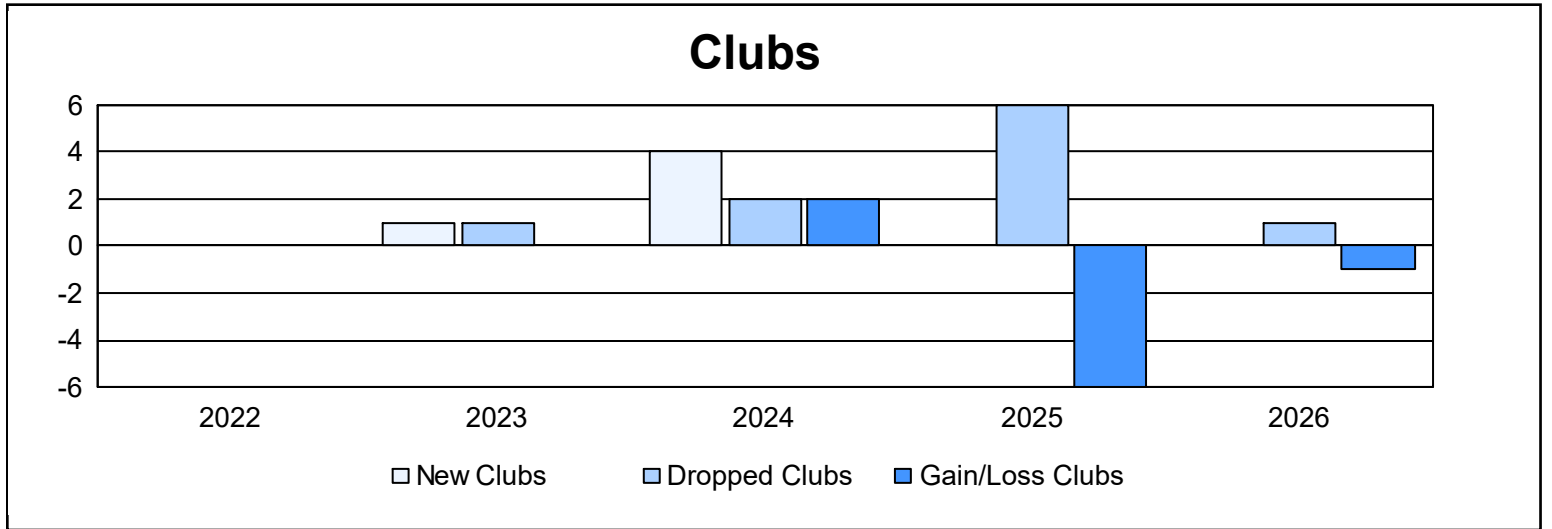
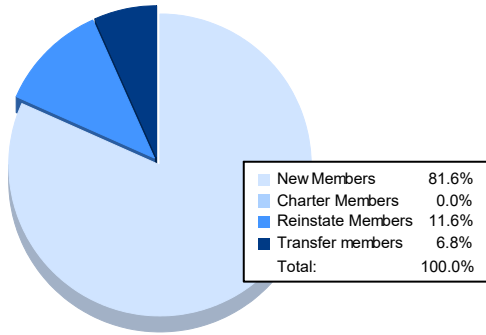


Year	New Clubs	Dropped Clubs	Gain/ Loss Clubs	New Members	Charter Members	Reinstate Members	Transfer Members	Total Member Added	Total Members Dropped	Gain/ Loss Members
2021-2022	0	0	0	187	5	34	14	240	261	-21
2022-2023	1	1	0	275	31	13	15	334	275	59
2023-2024	4	2	2	231	84	15	9	339	283	56
2024-2025	0	6	-6	196	0	30	26	252	425	-173
2025-2026	0	1	-1	169	0	24	14	207	201	6
<b>Average</b>	<b>1</b>	<b>2</b>	<b>-1</b>	<b>212</b>	<b>24</b>	<b>23</b>	<b>16</b>	<b>274</b>	<b>289</b>	<b>-15</b>



### Membership Composition April 2026 Cumulative



### Gender Composition April 2026 Cumulative

